

9 SERIES



DEUTZ-FAHR  
9290 - 9310 - 9340 TTV Agrotron





# DESIGNED TO SIMPLIFY YOUR LIFE. ENGINEERED TO MAGNIFY YOUR RESULTS.

By 2050 there will be 9 billion people worldwide, who need food and energy. This represents a huge challenge for agricultural companies as the agricultural land will not grow in size accordingly. And the demand for agricultural production is foreseen to increase two-fold. Conditions require a new generation of machines to be more and more efficient and sustainable throughout all field working operations, from preparing the soil to harvesting.

With the 9 Series DEUTZ-FAHR engineers have developed an ultra-modern, highly intelligent, high-horsepower tractor, which performs and increases the operating efficiency largely thanks to unique operating comfort, automated routine functions and the most innovative technologies - and all this while consuming minimal resources.

9 SERIES TTV AGROTRON	9290	9310	9340
Max. power (kW/HP)	217 / 295	229 / 312	247 / 336

47.000 lumen LED working light, MaxiVision Cab II with 12.8" iMonitor 2.0 and the most innovative precision farming equipment, highly efficient engines from 295 to 336 HP, continuously variable TTV transmission for precise speeds from 0.2 to 60 km/h at reduced engine speed, specially developed axle suspension system with wet disc brakes for maximum safety, 12.000 kg lift capacity at the rear and push-button electrically opening bonnet for the fastest access to all maintenance points, stunning design developed in collaboration with Italdesign Giugiaro. Each individual component of the 9 Series is highly innovative and is among the best in the market.

With the 9 Series, DEUTZ-FAHR offers three perfectly balanced and highly attractive high-horsepower tractor models with which farmers and contractors can achieve the best results.

GOOD VISION IS THE PREREQUISITE  
FOR SAFE AND PRECISE WORK.  
THE INNOVATIVE 47,000 LUMEN LED  
PACKAGE TURNS NIGHT INTO DAY.





## MAXIVISION CAB II. CLIMB IN AND ENJOY WORKING.

At first glance it is already apparent that working in this environment is a pleasure. The MaxiVision Cab II offers plenty of room for the driver. High-quality materials create a bright and pleasant working atmosphere. The new panoramic windscreen as well as the large side and rear windows provide the driver with the best all-round visibility. An upper glass roof window is available. Thanks to the newly designed front bonnet, the view down to the front hitch area is clearly visible. The cab is pneumatically suspended and isolated from the hood so that engine heat, vibration and noise do not reach the cab. The maximum noise level is 69 dB. Climb in and stay relaxed until its time to get out. Even at the end of a long working day.



Adjustable partial leather driver's seat with individual suspension comfort options.



Upholstered passenger seat. Passengers can also ride comfortably.



Driving lights, work lights and cab light combined in a single control panel.



Pre-select temperature; the automatic controls precisely regulate the air flow.



# WORK WITH MORE SPEED, PRECISION AND ABOVE ALL CONCENTRATION.

When it comes to ease of use, the 9 Series is a high-tech tractor. The most important routine functions can be automated. The driver simply preselects the desired basic settings and activates them with a touch of the finger – the rest is left up to the tractor. The driver can concentrate on monitoring the work. The redesigned, illuminated InfoCentre provides the driver with current information about the operational status of the tractor – in both analogue and digital mode.

The vehicle speed (forward and backward), two cruise speeds, Comfortip and linkage are all controlled with the new ergonomically designed joystick on the armrest. The controls for the hydraulic auxiliary valves, engine and transmission control, PTO and the powertrain management are also integrated into the armrest.

All controls are colour-coded and clearly and logically arranged based on operating frequency. The 9 Series is highly intuitive. The driver can work with precise speed – and especially more concentration.



Three hydraulic valves are controlled via a simple joystick with integrated smart wheel.



The PTO settings and activation are conveniently integrated into the armrest ...



... just like the front and rear linkage adjustment.



The new InfoCentre provides an overview of operating conditions – in both digital and analogue mode.



SAVE RESOURCES, PROTECT THE ENVIRONMENT AND INCREASE WORKING PRECISION THROUGH AUTOMATION. PRECISION FARMING HAS LONG SINCE BEEN STANDARD. AND THE 9 SERIES IS ONE STEP AHEAD.



# PRECISION FARMING. MAXIMISING EFFICIENCY IS EASY.

The 9 Series is equipped with modern precision farming systems. Satellite-based work with up to 2 cm accuracy is possible. You can handle all international satellite systems and correction signals with a single receiver – the Agrosky receiver. The automatic control systems are available in different versions.

The 9 Series is officially ISOBUS-certified. It is therefore compatible with the attachments of all leading manufacturers. The fourth-generation virtual terminal allows for the free assignment of control buttons on the armrest so that attachments can be controlled via ISOBUS.



The Agrosky receiver. All satellite systems and correction signals can be received by a single device.



The 9 Series is officially ISOBUS-certified and is 'TIM ready'.



Even while driving, the iMonitor 2.0 can be precisely set and operated.


The 9 Series is also TIM (tractor implement management) ready. With TIM, the tractor receives the control signals from the attached implement. You cannot work with more precision.

Data management from order entry to invoicing can be automated via the standardised ISOXML data format. Leading the way: all DEUTZ-FAHR precision farming systems are shown on a single interface in iMonitor 2.0 and optionally controlled using the touchscreen or the MMI console. Precision farming cannot be any easier than this.



SAVE FUEL AND REDUCE EMISSIONS AND NOISE POLLUTION WHILE SIMULTANEOUSLY INCREASING PERFORMANCE. THE 9 SERIES MEETS THE HIGHEST ECONOMIC AND ECOLOGICAL REQUIREMENTS.





The compact cooling system enhances engine efficiency and is easy to maintain.



600 l diesel and 55l AdBlue are sufficient for more than one day of hard work in the field. Optional: Fuel pre-filter for the best cold-start performance.

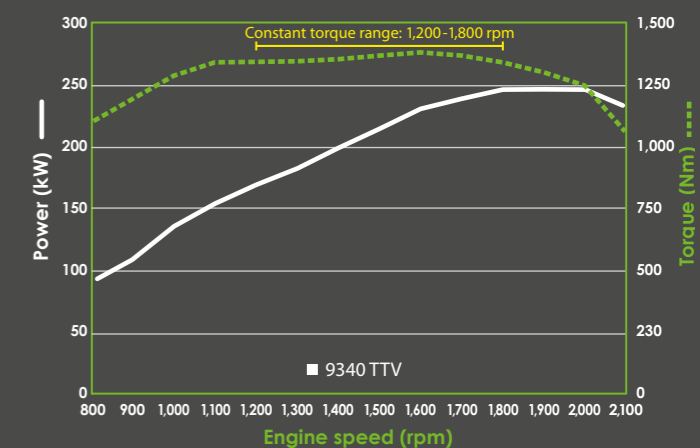


DCR technology. 2,000 bar injection pressure ensures maximum engine efficiency.

## INCREASE POWER WHILE REDUCING FUEL CONSUMPTION.


When it comes to the power unit for the 9 Series, only the best is good enough. The decisive factor is the highest performance with the lowest fuel consumption. There is no alternative to the Deutz TTCD 7.8 l six-cylinder engine (295–336 HP) with two-stage turbocharger-, and intercooling as well as SCR, DPF and DCR technology

The engines react instantly with an injection pressure of 2,000 bar and already provides 90 % of torque at 1,000 rev./min. The maximum torque remains constant from 1,200–1,600 rev./min. The ‚Down speed concept‘ makes this new generation of engines unique. The engines also feature excellent cold-start characteristics – even under extreme conditions. Thanks to the innovative SCR/DPF technology, the Deutz TTCD 7.8 l engines are compliant with all international laws (US EPH/Tier4final) – with no loss of performance. The overall concept is trimmed for maximum efficiency.



ESPECIALLY WITH HIGH-PRECISION  
FIELD WORK, AN ACCURATELY  
METRED SPEED IS REQUIRED. HERE THE  
9 SERIES SHOWS ITS ADAPTABILITY.





# THE TTV TRANSMISSION. MAXIMUM EFFICIENCY FROM 0.2–60 KM/H.

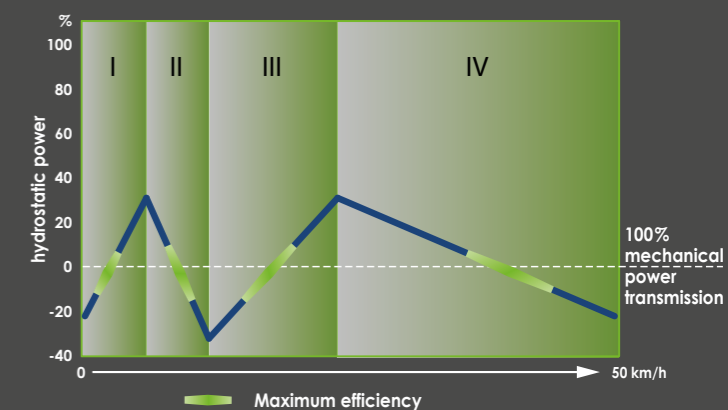
Efficiency is created through precision. And precision is created through exact operating speed. The electronically controlled, continuously variable TTV transmission provides exactly the right speed for all kinds of work. The TTV transmission combines the efficiency of mechanical components with the intelligence of a hydrostat. It covers a speed range of 0.2–60 km/h. Particularly in field work, it is most efficient between 7–15 km/h speed. Here 80 % of the mechanical components come into play. During transport, this is 90 % on average. This ensures fast response over the entire speed range, a smooth acceleration under all conditions, high dynamics and economical driving. With a high tractive force, the TTV transmission can handle even the most difficult situations.



Standard: Hydraulic power shuttle system. The shuttle sensitivity (hard – medium – soft) can be easily adjusted with the thumb.



Three driving or work strategies can be selected. Manual, automatic and PTO. They are displayed in the WorkMonitor.





AT SOME POINT, EVEN THE MOST EXPERIENCED DRIVERS ARE SUDDENLY FACED WITH PERILOUS SITUATIONS. THE 9 SERIES MAKES THEM MANAGEABLE.



## COMFORTABLE AND SAFE: AT ANY SPEED AND WITH HEAVY LOADS.

When things become critical, the 9 Series reveals its superiority. The entire chassis has been redesigned and designed for maximum loading capacity, the toughest applications and maximum manoeuvrability.

The suspended front axle guarantees superior comfort and manoeuvrability. The innovative frame allows the axle to swing freely within a range of  $\pm 45$  mm. This significantly maximises the spring effect. The steering angle is up to 50 degrees.

Superior security. All 9 Series tractors are equipped with the DEUTZ-FAHR Power Brake System – for more stopping power with less pedal pressure. The 60 km/h tractors feature large external dry front brakes. 50% of the braking force is on the front axle, and the four-wheel drive activation is automatically enabled for extra braking force.

The EPB (Electric Parking Brake) is also standard. It is automatically disabled when the direction of travel is selected and reactivated shortly after the driver has left the tractor.



Front axis. Maximum spring effect and a steering angle of up to 50 degrees.



EPB. Automatically safe. No matter where you park the 9 Series.



Wet disc brakes on the front axles for extra-safe braking effect (optional).

AREA PERFORMANCE CANNOT BE EMPHASISED ENOUGH. FROM DRILLING, FERTILISATION AND CULTIVATION TO THE HEAVIEST TRANSPORT OPERATIONS – GREAT THINGS CAN BE ACHIEVED WITH THE 9 SERIES.





Integrated front linkage with unique short distance to the front axle. Less overhang. Superior tractor balance.



External control of hydraulics and PTO functions from both sides.

## 12,000 KG LIFTING CAPACITY, 210 L/MIN. PUMP CAPACITY AND THREE PTO SPEEDS.

The attachment points of the 9 Series are as versatile as the demands and working practices of contractors and farmers worldwide. With 12,000 kg lift capacity at the rear and 5,000 kg at the front, all imaginable combinations of equipment can be used.

With a pump capacity of 210 l/min., the high-performance hydraulics provide a maximum flow rate for up to eight auxiliary valves plus front linkage, six at the rear and two in the front mounting area. Truly one of a kind: all valves are proportionally controllable. Even in the case of complex manoeuvres, the valves can be operated via the joystick or armrest controls. The flow rates (1-100 %) and the activation time (1-60s.) can be easily programmed from the driver's seat. Separately for each controller.

The load sensing system is equipped as standard. A separate pump supplies the steering so that the working hydraulic system is not compromised.


With three PTO speeds (540Eco, 1000 and 1000Eco) at the rear and 1000 and 1000Eco in the front, all work can be done very efficiently. Thanks to the 'down speed' engine characteristics, the application of the Eco-PTO can be extended, thereby significantly reducing fuel consumption.

All hydraulic and PTO functions can be easily set and controlled from the armrest in the cab.



ON DIFFICULT TERRAIN AND CONSTRUCTION SITES, TRUCKS ARE QUICKLY RESTRICTED. THE 9 SERIES COMES THROUGH WHERE TRACTION AND POWER ARE REQUIRED.





# ABSOLUTELY UNIQUE. THE POWER ASSISTED BONNET.

DEUTZ-FAHR tractors have always been maintenance friendly. Long service intervals, short downtimes and the simple tool-less access to all maintenance points make each tractor even more economical. Of course, the 9 Series follows this tradition in every detail. But DEUTZ-FAHR would not be DEUTZ-FAHR if it simply rested on its laurels.

With the 9 Series, the tractor specialists present the electrically powered engine bonnet. The bonnet is easily opened and closed via a button from the cab steps. A unique and innovative idea – maintenance time is substantially reduced. There is no other tractor that is ready for work as quickly as the 9 Series.



The cab air filter in the cab post can be easily accessed without tools.



The radiator can be quickly unfolded and cleaned.



No tools are required for replacing the engine air filter.



Checking the oil level and topping it up is also incredibly simple.

IT'S GOOD TO KNOW THAT YOU  
CAN DO EVERYTHING YOURSELF.  
THE 9 SERIES TTV AGROTRON GETS YOU  
RELIABLY TO YOUR DESTINATION.



Technical data		9 Series TTV Agrotion		
		9290	9310	9340
Description	Item			
<b>ENGINE</b>				
Manufacturer		Deutz	Deutz	Deutz
Model		TTCD 7.8 L06	TTCD 7.8 L06	TTCD 7.8 L06
Emissions		Tier4 final	Tier4 final	Tier4 final
Cylinders/Capacity	No./cc	6/7775	6/7775	6/7775
Double-Turbo		X	X	X
Electronic-viscous fan		X	X	X
Deutz Common Rail (DCR)	bar	2000	2000	2000
Max. power (ECE R120)	kW/hp	217/295	229/312	247/336
Power at rated engine speed (ECE R 120)	kW/hp	204/277	218/296	232/316
Engine speed at maximum power	rpm	1900	1900	1900
Rated engine speed	rpm	2100	2100	2100
Max. torque	Nm	1205	1290	1372
Engine speed at maximum torque	rpm	1500	1500	1500
Electronic engine governor		X	X	X
Air filter with dust ejector		X	X	X
Fuel tank capacity	litres	600	600	600
AdBlue® tank capacity	litres	55	55	55
<b>TTV TRANSMISSION</b>				
Model		ZF Terramatic TMT 32	ZF Terramatic TMT 32	ZF Terramatic TMT 32
Max. speed	km/h	40/50/60	40/50/60	40/50/60
Overspeed (60 Km/h Eco)		X (1780 rpm)	X (1780 rpm)	X (1780 rpm)
Overspeed (50 Km/h Eco)		X (1480 rpm)	X (1480 rpm)	X (1480 rpm)
Overspeed (40 Km/h SuperEco)		X (1300 rpm)	X (1300 rpm)	X (1300 rpm)
PowerZero		X	X	X
CruiseSpeed	n°	2+2	2+2	2+2
Driving Strategies (Auto/Manual/PTO)		X	X	X
Eco/Power control		X	X	X
Reverse power shuttle		X	X	X
SenseClutch		X	X	X
<b>PTO</b>				
PTO 540 Eco/1000/1000 Eco		X	X	X
Front PTO 1000		○	○	○
Front PTO 1000 Eco		○	○	○
<b>AXLES AND BRAKES</b>				
Suspended front axle		X	X	X
Electronically engaged 4-wheel drive		X	X	X
100 % front/rear differential lock		X	X	X
ASM system		X	X	X
Braking system with automatic 4-wheel drive engagement		X	X	X
External disc brakes		○	○	○
Powerbrake		X	X	X
Electric Parking Brake (EPB)		X	X	X
<b>HYDRAULIC SYSTEM AND HITCH</b>				
Pump output (std)	l/min	160	160	160
Pump output (opt)	l/min	210	210	210
Closed centre hydraulic system (Load Sensing)		X	X	X
Max. usable oil volume	litres	100	100	100
Separate additional oil tank		X	X	X
Auxiliary hydraulic distributors (std)	n° of valves	4	4	4
Auxiliary hydraulic distributors (opt)	n° of valves	5/6/7/8	5/6/7/8	5/6/7/8
Rear hitch electronic		X	X	X
Rear lift capacity	kg	12000	12000	12000
Front hitch		X	X	X
Front lifting capacity	kg	5000	5000	5000
<b>ELECTRICAL SYSTEM</b>				
Voltage	V	12	12	12
Standard battery	V/Ah/A	12/180/700	12/180/700	12/180/700
Alternator	V/Ah/A	12/200 x	12/200	12/200

Technical data		9 Series TTV Agrotion		
		9290	9310	9340
Starter motor	V/kW	12/4,0	12/4,0	12/4,0
External power socket		X	X	X
<b>CAB</b>				
MaxiVision Cab II		X	X	X
Pneumatic suspension		X	X	X
Adjustable rear view mirrors		X	X	X
Heated adjustable rear view mirrors		○	○	○
Air conditioning		X	X	X
Automatic A/C system		○	○	○
High visibility roof		X	X	X
MaxCom multifunction armrest		X	X	X
Multifunction joystick		X	X	X
WorkMonitor		X	X	X
Light control panel		X	X	X
iMonitor 2.0		○	○	○
Agrosky ready		○	○	○
ISOBUS compatibility		○	○	○
Comfortip Professional		○	○	○
Max Comfort Dynamic Seat XL ++ (dynamic low frequency suspension)		X	X	X
Max Comfort Dynamic Seat XXL ++ (dynamic suspension, low frequency horizontal suspension)		○	○	○
Upholstered passenger seat		X	X	X
Wiring for audio system with speakers		X	X	X
Halogen work lights		X	X	X
Full-LED work lights		○	○	○
Xenon work lights		○	○	○
<b>HITCHES</b>				
Automatic towing hitch		X	X	X
Height adjustable ball hitch		○	○	○
Fixed ball automatic hitch		○	○	○
Upper link		○	○	○
Hydraulic upper link		○	○	○
Pickup hitch		○	○	○
Piton Fix		○	○	○
<b>DIMENSIONS AND WEIGHTS</b>				
With front tyres		650/65R34	650/65R34	650/65R34
With rear tyres		710/75R42	710/75R42	710/75R42
Wheelbase	mm	3135	3135	3135
Length	mm	5268	5268	5268
Height	mm	3500	3500	3500
Width	mm	2550 - 2750	2550 - 2750	2550 - 2750
Ground clearance	mm	410 - 440	410 - 440	410 - 440
Front unladen weight	kg	4850	4850	4850
Rear unladen weight	kg	7150	7150	7150
Total unladen weight	kg	12000	12000	12000
Max. permissible front weight	kg	7500	7500	7500
Max. permissible rear weight	kg	12000	12000	12000
Max. permissible total weight	kg	18000	18000	18000

X: standard ○: optional -: not available

IT'S NOT JUST ABOUT HOW YOU DO  
YOUR WORK BUT WHAT YOU DO IT WITH.  
9 SERIES TTV AGROTRON. BECAUSE  
WORK SHOULD BE ENJOYABLE.




Dealer

Marketing-Communication Service - Code 308.8515.3.4-1. - 10/15  
ciagreen

[deutz-fahr.com](http://deutz-fahr.com)

The use of original lubricants and coolants is recommended



DEUTZ-FAHR is a brand of  SAME DEUTZ-FAHR

